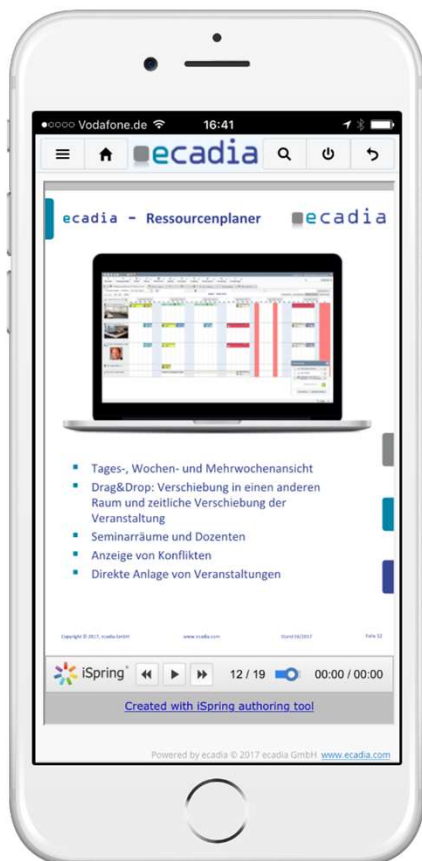


# WBT

ecadia™ learning management



## There is no easier way

To provide a WBT, it just takes one step: Select and upload the WBT file. That's it. The title, duration or content description are automatically taken from the WBT data. The WBT is then available for the learners.

## ecadia WBT

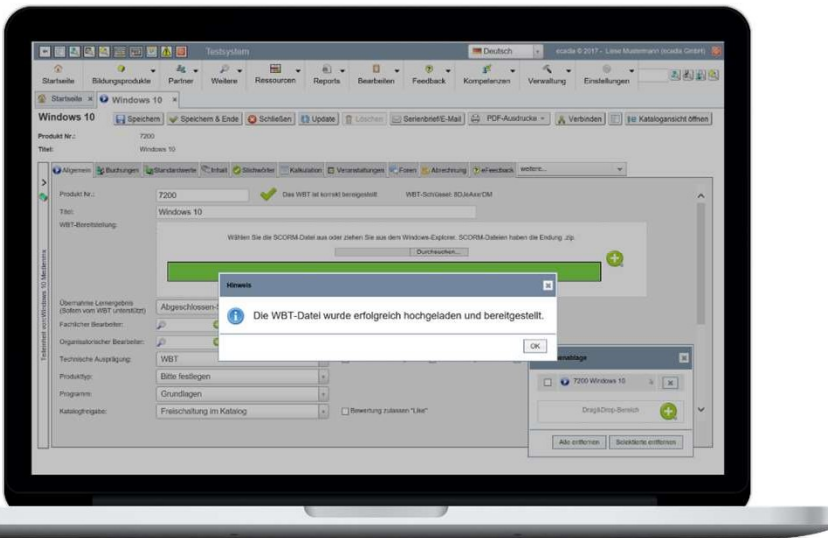
perfect integration of web-based self-learning with professional qualification planning

## Integrate web-based self-learning programs into your training offering.

WBTs can be used in ecadia in different ways:

- Integrated in the framework of blended learning activities,
- as independent WBTs for a specific qualification
- or as a reference book for individual qualification or in daily work.

All of these forms are perfectly supported by ecadia.



## "My current WBTs"

The learners start the WBTs directly from their WBT overview.

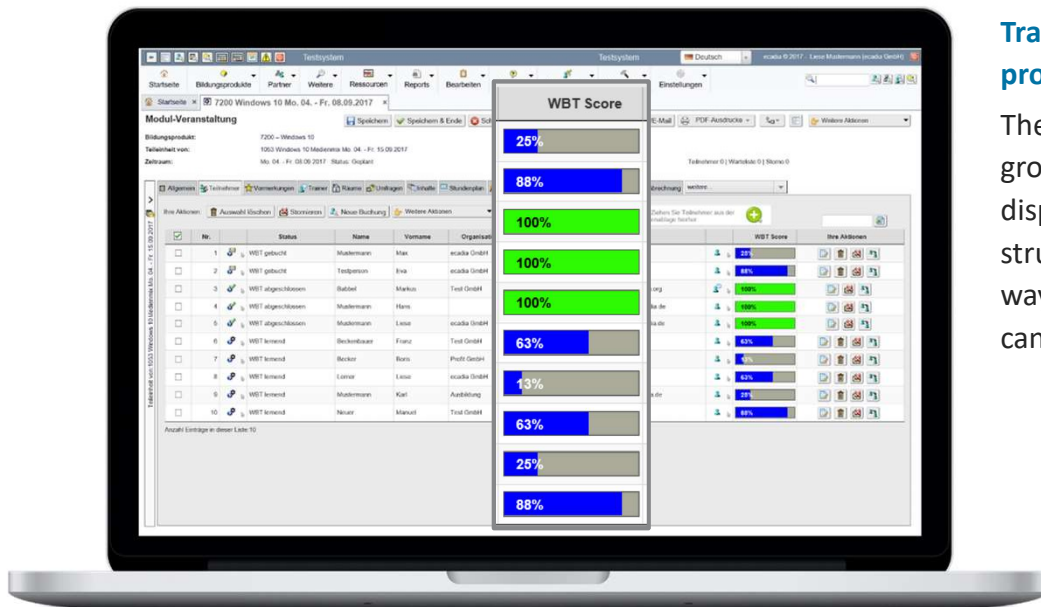
After logging in, there are only two clicks to start learning.



Overview of currently planned WBTs



The WBTs run on different devices



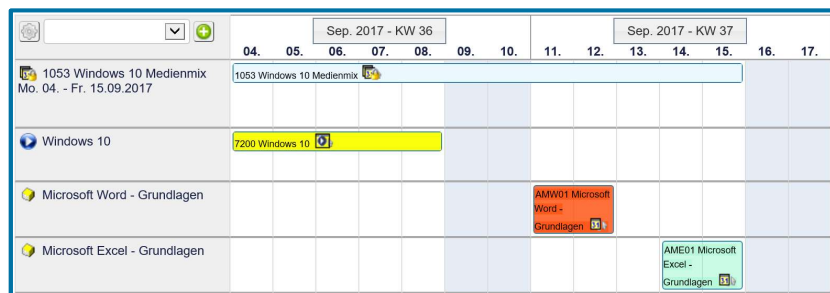
Learning progress of a participant group in blended learning

## Transparent learning progress

The learning progress of a group of participants is displayed in a well-structured fashion. In this way, individual support can be provided.

## Blended Learning - optimally supported

The various forms of learning such as WBT, classroom training or on-the-job training can be combined in many ways and scheduled in the calendar - until everything fits.



Scheduling blended learning

## Learning everywhere

Learners can run the WBTs on popular devices such as tablets, smartphones or the office computer.

Interruptions are no problem: the current learning status is continuously stored on the ecadia server. The learning process can be interrupted at any time and continued at the same point on another device.



#### You will find us

close to the S-Bahn in Kornwestheim near  
Stuttgart or on [www.ecadia.com](http://www.ecadia.com).



#### Our partners

